

# CAM360 AmnioGraft™ Set-Up Guide

## Bandage Contact Lens Edition

### Supplies for CAM360 AmnioGraft User

12mm Sterile CAM360 AmnioGraft™ (CAM360 AG) Product

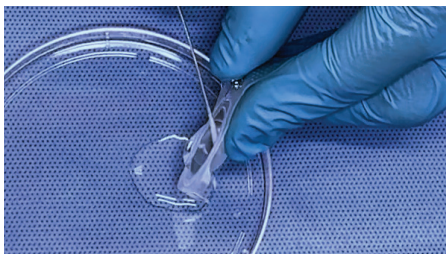
Sterile Soft Bandage Contact Lens (BCL)

Sterile Forceps

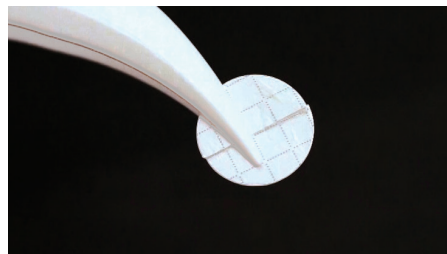
Sterile Polyester Tipped Applicator Swab




### Applying CAM360 AG onto a BCL



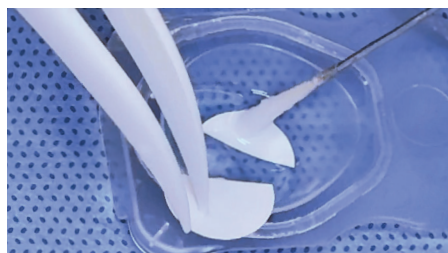
1. Open BCL case and remove the excess fluid.



2. Use forceps to grip CAM360 AG perpendicular to the slit of the backing paper.



3. Place CAM360 AG on BCL, gridded side down.



4. Use swab and forceps to gently peel off the paper backing.



5. Use swab to smooth out CAM360 AG in the BCL.

### CAM360 AG & Final Steps

The BCL with CAM360 AG is now ready to be placed on the corneal surface using the same technique for inserting a contact lens using an index finger.

*Note: Forceps are used for demonstration purposes only, and are not meant to be used for insertion.*



## Clinical Application



Mild to Moderate SPK/DED



Neurotrophic Keratitis  
Stage 1

## Application Guidance

### Bandage Contact Lens (BCL)

With CAM360 AG now prepared, it's time to apply it to the eye. Follow these best practice steps for optimal comfort.



Treatment Duration  
up to **48 hrs**

- 1 Wear Clean Gloves:** The use of clean gloves helps mitigate the risk of the introduction of infectious agents at the time of BCL placement.
- 2 Anesthetize the Eye (optional):** Apply a drop of anesthetic prior to placement to minimize any initial foreign body sensation.
- 3 Antibiotic Drops:** A prophylactic antibiotic drop on the ocular surface prior to placement is recommended.
- 4 Taping Methods (optional):** After placement, the eye may be taped to reduce potential exposure-related dryness, specifically during sleep.
  - Nictavi Patch\* (Partial Closure; \*Preferred)
  - Tape Tarsorrhaphy (Partial Closure)
- 5 Preservative-Free Artificial Tears:** The patient should apply preservative-free artificial tears **every 30 minutes to one hour** during treatment, before going to sleep, and upon waking up to avoid the BCL drying out.
- 6 Concomitant Medications:** The only concomitant medication **not** preferred or recommended during CAM360 AG treatment is topical steroid.
- 7 Air Bubbles:** Examine for and address/remove any air bubbles after insertion. If air bubbles persist, ensure the patient follows the preservative-free artificial tear regimen noted above.

**\*Patient will need to be advised of an hourly tear drop regimen.**



**If the treatment duration will exceed 48 hours,** it is recommended to prescribe **prophylactic antibiotic drops** (e.g., Polytrim), **TID**, for the duration of treatment.

## Allergies & Warnings

- If the patient has a prior history of HSV/HZO, floppy eyelids, or uses a CPAP, this treatment may not be suitable.
- If the patient presents with any Defects or Ulcers, this product may not be suitable.